

 汇亿新能源 Hvvea Amperex	文件名称 Document name	产品规格书 Specification for products		
	文件序号 Document number	HY-PS-F-YF-001		
江西省汇亿新能源有限公司 Hvvea Amperex Co.,Ltd.	版本 Version	A/2	页 码 Pagination	1 / 10

客 户 Customer

产品规格书

Specification for products

电池类型：圆柱型锂离子电池

Cell model: Cylindrical Li-ion Battery

电池型号：ICR18650-20F

Cell type: ICR18650-20F



编 制 Compilation		日期 Date	2018.5.5
审 核 Checked		日期 Date	2018.5.5
批 准 Approved		日期 Date	2018.5.5

客户签字确认/日期 Customer Approval/Date	
-------------------------------------	--

 汇亿新能源 Hvvea Amperex	文件名称 Document name	产品规格书 Specification for products		
	文件序号 Document number	HY-PS-F-YF-001		
江西省汇亿新能源有限公司 Hvvea Amperex Co.,Ltd.	版本 Version	A/2	页 码 Pagination	3 / 10

目录Contents

- 1 前言Preface
- 2 定义 Definition
 - 2.1 标准充电方式 Standard charge method
 - 2.2 标准放电方式Standard discharge method
 - 2.3 标称容量Rated capacity
- 3 电芯型号、尺寸Cell type & cell dimension
 - 3.1 电芯型号Cell type
 - 3.2 电芯尺寸Cell dimensions
- 4 电芯特性Cell characteristics
- 5 技术要求Technical requirements
 - 5.1 电芯使用环境Cell usage conditions
 - 5.2 电芯试验环境 Cellexperimental environmet
 - 5.3 电性能 Electronic performance
 - 5.4 安全性能 Safty performance
- 6 包装图片Package picture
- 7 出货Shipment
- 8 存储及运输要求 Storage and shipment requirement
- 9 电芯使用时警告事项及注意事项Warning & attention in usage of lithium-ion cell
- 10 有害物质控制要求 Control requirements for hazardous substances

 汇亿新能源 Hvvea Amperex	文件名称 Document name	产品规格书 Specification for products		
	文件序号 Document number	HY-PS-F-YF-001		
江西省汇亿新能源有限公司 Hvvea Amperex Co.,Ltd.	版本 Version	A/2	页 码 Pagination	4 /10

1 前言 Preface

本规格书描述了我司圆柱型锂离子电芯的外型尺寸、特性、技术要求及注意事项。本标准适用于江西省汇亿新能源有限公司生产的圆柱型 ICR18650-20F 锂离子电芯。

This specification describes the type and dimensions, performance, technical characteristics, warning and attention of the lithium LI- ion cell for our company. The specification only applies to ICR18650-20F cell supplied by Hvvea Amperex Co., Ltd.

2 定义 Definition

2.1 标准充电方式: Standard charge method

指在 $25.0 \pm 2^\circ\text{C}$ 环境下, 以 $0.5C_5$ 的电流恒流充电至单体电芯电压 4.2 V 后, 转为恒压 4.2 V 充电, 至充电电流小于 $0.01C_5$ 时, 停止充电。Under $25 \pm 2^\circ\text{C}$, it can be charged to 4.2V with constant current of $0.5C_5$, and then, charged continuously with constant voltage of 4.2V until the charged current is $0.01C_5$.

2.2 标准放电方式: Standard discharge method

指在 $25.0 \pm 2^\circ\text{C}$ 环境下, 以 $0.5C_5$ 的电流恒流放电至单体电芯电压 2.75 V。Under $25 \pm 2^\circ\text{C}$, it can be discharged to the voltage of 2.75V with constant current of $0.5C_5$.

2.3 标称容量: Rated capacity

指在 $25.0 \pm 2^\circ\text{C}$ 环境下, 以 $0.2C_5$ 的电流恒流充电至单体电芯电压 4.2 V 后转为恒压 4.2 V 充电, $0.2C_5$ 放电至终止电压 2.75 V 时的容量, 以 Cap 表示, 单位为毫安时 (mAh)。Rated capacity refers to under $25 \pm 2^\circ\text{C}$, charge at $0.2C_5$ to end voltage 4.2V, then discharge at $0.2C_5$ to the end voltage 2.75V, which is signed Cap, the unit is mAh.

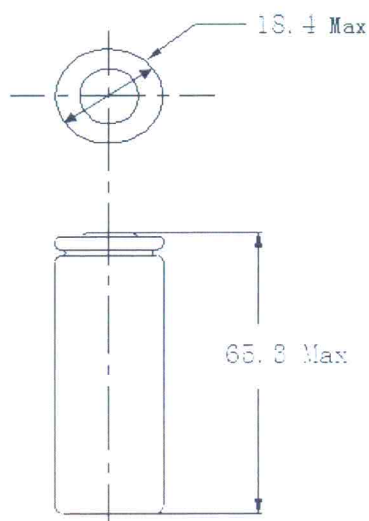
3 电芯型号、尺寸 Cell type and dimensions

3.1 电芯型号 Cell type

电芯说明 Description: 圆柱锂离子二次电芯 Cylindrical Li-ion rechargeable cell 型号 Model: ICR18650-20F

3.2 电芯尺寸 cell dimensions

电芯尺寸示意图如图所示 (单位: mm)。Cell physical dimensions listed in Figure 3 (unit: mm).



 汇亿新能源 Hvvea Amperex	文件名称 Document name	产品规格书 Specification for products		
	文件序号 Document number	HY-PS-F-YF-001		
江西省汇亿新能源有限公司 Hvvea Amperex Co.,Ltd.	版本 Version	A/2	页 码 Pagination	5 /10

4 电芯特性 Cell specification

项目 ITEM	特征 specification
标称容量 Normal capacity	2000 <u>mAh</u> (The cell will be charged at 0.2C ₅ A to Voltage 4.2V ,and then discharge to 2.75V with 0.2C ₅ A)
标称电压 Normal voltage	3.7V
最大充电电压 Max charging voltage	4.2V
放电终止电压 Discharge ending voltage	2.75V
标准充电电流 Standard charging current	0.5C ₅ A
最大充电电流 Max charging current	1C ₅ A
最大放电电流 Max discharging current	2C ₅ A
内阻 (带 PTC) Internal resistance (with PTC)	IR ≤ 60mΩ
电芯尺寸 (含膜) Cell dimensions(diaphrag)	最大高度 Max Height: 65.3 mm 最大直径 Max diameter : 18.4 mm
单颗电池重量 single cell Weight	≤ 45.0g

 汇亿新能源 Hvvea Amperex	文件名称 Document name	产品规格书 Specification for products		
	文件序号 Document number	HY-PS-F-YF-001		
江西省汇亿新能源有限公司 Hvvea Amperex Co.,Ltd.	版本 Version	A/2	页码 Pagination	6/10

5 技术要求 Technical requirements

5.1 电芯使用环境 Cell usage conditions

Charge temperature 充电温度: $0 \sim 45 \text{ }^{\circ}\text{C}$

Discharge temperature 放电温度: $-20 \sim 60 \text{ }^{\circ}\text{C}$

5.2 电芯试验环境 Cellexperimental environmet

Unless otherwise specified, all tests stated should be done at $25 \pm 2^{\circ}\text{C}$.

除非有特殊说明, 所有测试须在 $25 \pm 2^{\circ}\text{C}$ 下完成。

5.3 电性能 Electronic performance

序号 NO.	测试项目 Item	性能标准 Performance standards	测试条件与方法 Test conditions and methods
5.3.1	倍率放电 Rate discharge	放电容量/标称容量 Discharge capacity / Nominal capacity $\times 100\% \times 100\%$ A) $0.2C_5A \geq 100\%$ B) $0.5C_5A \geq 98\%$ C) $1C_5A \geq 95\%$ D) $2C_5A \geq 85\%$	电池标准充电至满电后, 搁置 15min, 分别以 $0.2C_5A$ 、 $0.5C_5A$ 、 $1C_5A$ 、 $2C_5A$ 进行放电至下限电压 $2.75V$, 循环三次, 当有一次达到标准, 即达到标准要求 After standard charge, rest for 15min and then discharge at $0.2C_5A$, $0.5C_5A$, $1C_5A$ and $2C_5A$ to discharge cut-off voltage $2.75V$ respectively. Charge/discharge cycle can be conducted for 3 times before meeting the Standards.
5.3.2	循环寿命 Cycle Life	容量(300周) $\geq 80\%$ Capacity(300th) cycle $\geq 80\%$	测量电池的初始状态和初始容量, 进行 $0.5C_5A/0.5C_5A$ 循环, 300 次后测量电池的最终状态。 Measure the initial condition and initial capacity of the cell. Then conduct $0.5C_5A/0.5C_5A$ 300th cycle to measure the final condition of the cell.

 汇亿新能源 Hvvea Amperex	文件名称 Document name	产品规格书 Specification for products		
	文件序号 Document number	HY-PS-F-YF-001		
江西省汇亿新能源有限公司 Hvvea Amperex Co.,Ltd.	版本 Version	A/2	页 码 Pagination	7 / 10

5.3.3	高温性能 Hightemperatue discharging performance	容量 Capacity55℃ ≥100% 容量 Capacity60℃ ≥95%	测量电池的初始容量和初始状态，电池标准充电后，在 55±2℃/60±2℃条件下恒温搁置 2h、以 0.2C ₅ A 放电至 2.75V Measure the initial condition and initial capacity of the cell, keep the cell for 2h in 55±2℃/60±2℃ , then discharge at 0.2C ₅ A to 2.75V
5.3.4	低温性能 LowTemperature Performance	容量-10℃ ≥60% Capacity-10℃ ≥60% 容量 0℃ ≥70% Capacity0℃ ≥70%	测量电池的初始容量和初始状态，电池标准充电后，在-10±2℃/0±2℃的恒温条件下搁置 4h，以 0.2C ₅ A 放电至 2.75V Measure the cell initial capacity and initial state, after the stangard charge, keep the cell for 4h in -10℃ /0±2℃ , then discharge at 0.2C ₅ A to 2.75V
5.3.5	常温荷电保持能力 Normal Storage	剩余容量 ≥标称容量*85% 恢复容量 ≥标称容量*90% 开路电压减小率 ≤3% 内阻增加率 ≤20% Residual capacity ≥ Nominal capacity *85% Recovery capacity ≥ Nominal capacity *90% Reduction of OVC ≤3% Increase rate of resistance ≤20%	测量电池的初始状态和初始容量，电池标准充电后，开路放置 30 天，测量电池最终状态；以 0.5C ₅ A 放电至 2.75V，测量电池的剩余容量；0.5C ₅ A/0.5C ₅ A 测量电池的恢复容量。可循环三次，当有一次达到标准，即达到标准要求。 Tested the initial condition and initial capacity of battery. Store for 28 days after standard charged, tested the final condition of battery. Then discharge at 0.5C ₅ A to the discharge cut-off voltage 2.75V, tested the residual capacity of battery. 0.5C ₅ A /0.5C ₅ A tested the recovery capacity of battery. Charge/discharge cycle can be conducted for 3 times before meeting the Standards.

 汇亿新能源 Hvvea Amperex	文件名称 Document name	产品规格书 Specification for products		
	文件序号 Document number	HY-PS-F-YF-001		
江西省汇亿新能源有限公司 Hvvea Amperex Co.,Ltd.	版本 Version	A/2	页码 Pagination	8/10





5.4 安全性能 Safty performan

序号 NO	测试项目 Item	性能标准 Performance standards	测试条件与方法 Test conditions and methods
5.4.1	振动性能 Vibration	不漏液、不起火、不爆炸， 电芯电压不低于 3.6V No leakage , No fire, No explosion, voltage is no less than3.6V.	电池标准充电充满后，测量电池初始状态，安装在振动台面上，按下面的振动频率和对应的振幅调整好试验设备，X、Y、Z 三个方向每个方向上从 7Hz~200Hz 循环扫频振动 3h .After standard charge. Measure the cell intial state.Equip it to the vibration platform, adjust and prepare the test equipment according to following vibration frequency and relevant swing, doing frequency sweeping from X, Y, Z three directions, each from 7Hz to 200Hz for 3 hours of recycling.
5.4.2	过充性能 Overcharge test	不起火、不爆炸 No fire, No explosion	电芯按照标准放电至终止电压，然后将电芯置于通风橱中，连接电芯正负极与电源，调节电流至 3C ₅ A，电芯充电电压为 4.6V。监视电芯温度变化，当电芯温度下降到比峰值低约 10℃，结束试验。Standard discharge to the ending voltage. Then place the cell in the fume cupoard, connect the positive and negative power supply, adjust current to 3C ₅ A ,change to 4.6V. Observe the variation of the cell' s temperature. Finish the test when the cell drops to10℃
5.4.3	强制放电 Forced discharge	电芯不起火、不爆炸 No fire, No explosion	电芯以 0.2C ₅ A 的电流恒流放电至单体电芯电压 2.75 V，然后以 1ItA 的电流对电芯进行反向充电，要求充电时间不低于 90min。Discharge at 0.2C ₅ A to 2.75V, and then reverse charge the cell at 1 ITA for 90min
5.4.4	130℃热冲击 Hot oven	电芯不起火、不爆炸 No fire, No explosion	电芯按照标准充电方式充满电后，将电芯放进热箱里，然后将热箱按 5℃/min 升温到 130℃，电芯在热箱 130℃环境下保持 10 分钟，记录电芯温度升至 130℃起的时间。Standard charge. Keep the cell connected with a thermocouple and put it into a gravity convection or circulating air oven. Temperature is raised at a rate of 5 °C per minute to a temperature of 130 °Cand remained for 10min at this temperature. Observe the variation of the cell' s appearance.

 汇亿新能源 Hvvea Amperex	文件名称 Document name	产品规格书 Specification for products		
	文件序号 Document number	HY-PS-F-YF-001		
江西省汇亿新能源有限公司 Hvvea Amperex Co.,Ltd.	版本 Version	A/2	页码 Pagination	9/10

5.5.5	短路测试 Shortcircuit test	不起火、不爆炸、温度 <150℃ No fire, No explosion <150℃	电芯按照标准充电方式充满电后，将接有热电偶的电芯置于通风橱中，用铜线短路其正负极（线路总电阻不大于 50 毫欧），实验过程中监视电芯温度变化，当电芯温度下降到比峰值低 10℃时，结束实验。Standard charge. Keep the battery into a ventilation cabinet and short-circuit the positive and negative terminals directly. Stop the test when the temperature falls to 10 °C lower than the peak value. Observe the variation of the battery's appearance and temperature.
5.5.6	重物冲击测试 Impact test	不起火、不爆炸 No fire, No explosio	电芯按照标准充电方式充满电后，水平放置于一个与电芯纵轴平行的平板。将一直径Φ7.9mm的棒放在样品中心，让重量 9.1±0.1kg 的重物从 610±25mm 的高度落到实验电芯上方的钢柱上，测试完毕观察 6h。Standard charge. Placed the battery in a plane, and connected with the thermocouple. Take a diameter of 7.9 mm steel column(9.1kg) in the 610 mm height and middle of battery. Let it freedom to impact the battery. Observe the variation of the battery's appearance and temperature for 6 h.

6 包装图片 Package picture



(100pcs battery in a small box, 2 small boxes in a big box)

Note: According to customer requirements, the color of PVC film will be different.

7 出货 Shipment

The Cell shall be shipped in voltage range of Greater than or equal to 3.8V or in accordance with customers' requirement.

The remaining capacity before charging shall be changed depending on the storage time and conditions.

单体电芯按 $\geq 3.8V$ 的充电电压或客户要求出货，电芯出货后充电前的剩余容量取决于储存时间和条件。

 汇亿新能源 Hvvea Amperex	文件名称 Document name	产品规格书 Specification for products		
	文件序号 Document number	HY-PS-F-YF-001		
江西省汇亿新能源有限公司 Hvvea Amperex Co.,Ltd.	版本 Version	A/2	页码 Pagination	10 /10

8 存储及运输要求 Storage and shipment requirement

项目 Item	环境 Conditions	允许时间 Permissible time
储存环境 Storage environment	45 °C~ 60 °C, 60% RH Max	少于 1 个月 Less than 1 month
	25 °C~ 45 °C, 60% RH Max	少于 3 个月 Less than 3 month
	-20 °C~ 25°C, 60% RH Max	少于 1 年 Less than 1 year

In case of long period storage (more than 3 days), storage the cell at temperature range of $-10 \sim +20^{\circ}\text{C}$, low humidity, no corrosive gas atmosphere.

如果要长时间存放(超过 3 天), 电芯存储的较佳温度范围为 $-10 \sim +20^{\circ}\text{C}$, 低湿度和不含腐蚀性气体的环境中。

9 电芯使用时警告事项及注意事项 Warning and attention in usage of the lithium-ion cell

9.1 电芯使用警告 Warning in usage

9.1.1 严禁随意拆解电芯。Don' t pull the cell optionally.

9.1.2 严禁将电芯放在热高温源旁, 如火, 加热器等旁边使用和放置。Don' t use and leave the cell near a heat source such as fire or heater.

9.1.3 严禁将电芯直接插入电源插座。Don' t connect the cell to an electrical outlet directly.

9.1.4 严禁将电芯与金属一起运输或存储。Don' t transport and store the cell together with metal objects

9.1.5 严禁敲击, 抛掷或踩踏电芯。Don' t strike, throw or trample the cell.

9.1.6 严禁直接焊接电芯。Don' t solder the cell directly

9.1.7 严禁用利器刺穿电芯。Don' t pierce the cell with sharp object

9.2 电芯使用注意事项 Attention in usage

9.2.1 使用时注意正、负极不能接触, 防止电芯短路。Don' t connect the positive and negative directly for avoiding short

9.2.2 电芯存储应放置在阴凉干燥的环境中; 长期储存环境温/湿度 $25.0 \pm 2. ^{\circ}\text{C}/60 \pm 22.5\% \text{RH}$ 。Cell storage should be kept in a cool, dry environment for long time in $25.0 \pm 2. ^{\circ}\text{C}/60 \pm 22.5\% \text{RH}$

9.2.3 电芯在使用前要求表面套绝缘膜, 防止电芯短路。The cell is insulated before usage for avoiding short.

10 有害物质控制要求 The control requirements for hazardous substances

本型号锂离子电芯符合本公司“环境物质控制标准”要求! This model of lithium-ion cell is in accordance with our company' s request of “environmental substances control standard”!